

56

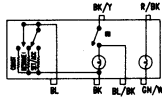
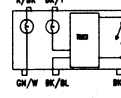
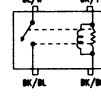
57

58

59

60

61

ELECTRONIC  
INSTRUMENT  
CLUSTER  
(LX ONLY)CLUTCH  
INTERLOCK SWITCH  
(MTX ONLY)SPEED CONTROL  
MAIN SWITCHSPEED CONTROL  
MODULECLUTCH  
SWITCH  
(MTX ONLY)STOPLAMP  
SWITCHREAR WINDOW  
DEFROSTER  
SWITCHREAR WINDOW  
DEFROSTER  
RELAYTO JOINT  
BOX ZONE 78-DTO JOINT  
BOX ZONE 78-D

A

B

TO 14290  
ZONE 41-A

C

TO 14290  
ZONE 38-A

D

TO 14290  
ZONE 44-D

E

TO 12A581  
ZONE 55-E

F

2.2L : GL  
2.2L TURBO : GT  
3.0L : LX--- : GT  
--- : CANADA

4EAT CONTROL MODULE

STI TEST  
CONNECTORSTO TEST  
CONNECTOR

ELECTRONIC INSTRUMENT CLUSTER

ELECTRONIC INSTRUMENT CLUSTER

56

57

58

59

60

61